

FOREST MACHINE

ZAXIS135USL/ZAXIS225USRL



HYDRAULIC EXCAVATOR

Model Code : ZX135USL-5B / ZX225USRL-5B

Engine Rated Power : ZX135US-5B : 73.4 kW (98 HP)

ZX225USRL-5B : 122 kW (164 HP)

Operating Weight : ZX135US-5B : 13 400 - 14 900 kg

ZX225USRL-5B : 23 600 - 24 900 kg

Backhoe Bucket ISO Heaped : ZX135US-5B : 0.19 - 0.66 m³

ZX225USRL-5B : 0.51-1.20 m³

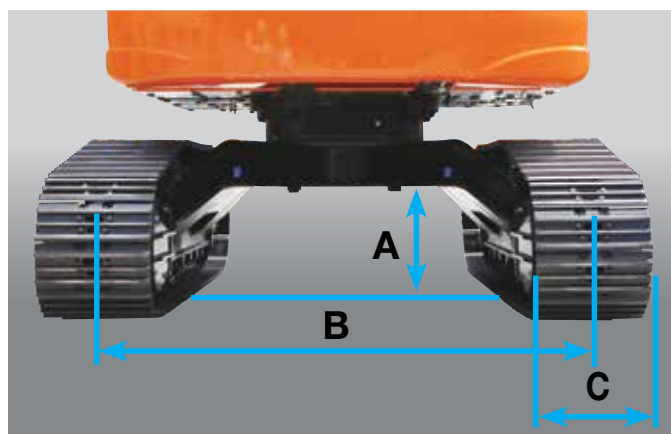



PERFORMANCE

Hitachi has developed the ZX135USL-5 and ZX225USRL-5 to meet the unique demands of the forestry industry. Designed for logging, tree felling and loading, as well as road construction projects, the two models are specially modified short-radius swing machines. A durable undercarriage and increased ground clearance provide excellent mobility and stability on timber yards and forestry sites. Additional safety features and an increased lifting capacity compared to standard Zaxis excavators make them ideal for a variety of forestry applications.



Enhanced durability and stability for challenging working conditions



Diverse Reinforcements Enhance Mobility

Easy to manoeuvre on soft muddy terrain and over tree stumps, the new Zaxis-5 forestry excavators have a high mounted track frame, wider upper clearance of the side frame and double flange upper rollers.

Several components have been reinforced to enhance the machines' durability, including the arm, front idler brackets, undercarriage, engine covers and track under cover.

A heavier undercarriage enhances the stability of the excavators, in addition to a wider track frame and additional counterweight for the ZX225USRL-5.

	ZX135USL	ZX135US
A : Min. ground clearance	595	410
B : Track gauge	1 990	1 990
C : Standard shoe	500	500

	ZX225USRL	ZX225USRLC
A : Min. ground clearance	695	450
B : Track gauge	2 590	2 390
C : Standard shoe	600	600

Key features

- High mounted track frame
- Double flange type upper roller
- Reinforced components
- Increased stability

SPECIFICATIONS

ZAXIS 135USL

ENGINE

Model	Isuzu AM-4JJ1X
Type	4-cycle water-cooled, common rail direct injection
Aspiration	Variable geometry turbocharged, intercooled, cooled EGR
Aftertreatment	Muffler filter
No. of cylinders	4
Rated power	
ISO 9249, net	73.4 kW (98 HP) at 2 000 min ⁻¹ (rpm)
EEC 80/1269, net	73.4 kW (98 HP) at 2 000 min ⁻¹ (rpm)
SAE J1349, net	73.4 kW (98 HP) at 2 000 min ⁻¹ (rpm)
Maximum torque	374 Nm (38.1 kgfm) at 1 600 min ⁻¹ (rpm)
Piston displacement	2.999 L
Bore and stroke	95.4 mm x 104.9 mm
Batteries	2 x 12 V / 58 Ah

HYDRAULIC SYSTEM

Hydraulic Pumps

Main pumps	2 variable displacement axial piston pumps
Maximum oil flow	2 x 117 L/min
Pilot pump	1 gear pump
Maximum oil flow	33.6 L/min

Hydraulic Motors

Travel	2 variable displacement axial piston motors
Swing	1 axial piston motor

Relief Valve Settings

Implement circuit	34.3 MPa (350 kgf/cm ²)
Swing circuit	32.3 MPa (330 kgf/cm ²)
Travel circuit	34.3 MPa (350 kgf/cm ²)
Pilot circuit	4.0 MPa (40.8 kgf/cm ²)
Power boost	36.3 MPa (370 kgf/cm ²)

Hydraulic Cylinders

	Quantity	Bore	Rod diameter
Boom	2	105 mm	70 mm
Arm	1	115 mm	80 mm
Bucket	1	100 mm	70 mm
Positioning *1	1	140 mm	95 mm

*1 : For 2-piece boom

UPPERSTRUCTURE

Revolving Frame

D-section frame for resistance to deformation.

Swing Device

Axial piston motor with planetary reduction gear is bathed in oil. Swing circle is single-row. Swing parking brake is spring-set/hydraulic-released disc type.

Swing speed	13.7 min ⁻¹ (rpm)
Swing torque	33 kNm (3 370 kgfm)

Operator's Cab

Independent spacious cab, 1 005 mm wide by 1 675 mm high, conforming to ISO* Standards.

* International Organization for Standardization

UNDERCARRIAGE

Tracks

Heat-treated connecting pins with dirt seals. Hydraulic (grease) track adjusters with shock-absorbing recoil springs.

Numbers of Rollers and Shoes on Each Side

Upper rollers	2
Lower rollers	6
Track shoes	42

Travel Device

Each track driven by 2-speed axial piston motor. Parking brake is spring-set/hydraulic-released disc type. Automatic transmission system: High-Low.

Travel speeds	High : 0 to 4.6 km/h
	Low : 0 to 2.8 km/h

Maximum traction force 130 kN (13 300 kgf)

Gradeability 70% (35 degree) continuous

SOUND LEVEL

Sound level in cab according to ISO 6396 LpA 69 dB(A)
External sound level according to ISO 6395 and
EU Directive 2000/14/EC LwA 99 dB(A)

SERVICE REFILL CAPACITIES

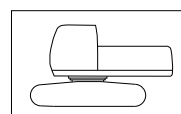
Fuel tank	220.0 L
Engine coolant	20.0 L
Engine oil	17.0 L
Swing device	3.2 L
Travel device (each side)	4.0 L
Hydraulic system	125.0 L
Hydraulic oil tank	60.0 L

WEIGHTS AND GROUND PRESSURE

Shoe type	Boom type		Monoblock	
	Shoe width	Arm length	kg	kPa(kgf/cm ²)
Triple grouser	500 mm	2.10 m	15 000	45 (0.46)
		2.52 m	15 100	45 (0.46)
		3.01 m	15 200	45 (0.46)
	600 mm	2.10 m	15 200	38 (0.39)
		2.52 m	15 300	38 (0.39)
		3.01 m	15 400	38 (0.39)
	700 mm	2.10 m	15 400	33 (0.34)
		2.52 m	15 500	33 (0.34)
		3.01 m	15 600	33 (0.34)
	800 mm	2.10 m	15 800	29 (0.30)
		2.52 m	15 900	29 (0.30)
		3.01 m	16 000	30 (0.31)

Without bucket and counterweight (3 600 kg).

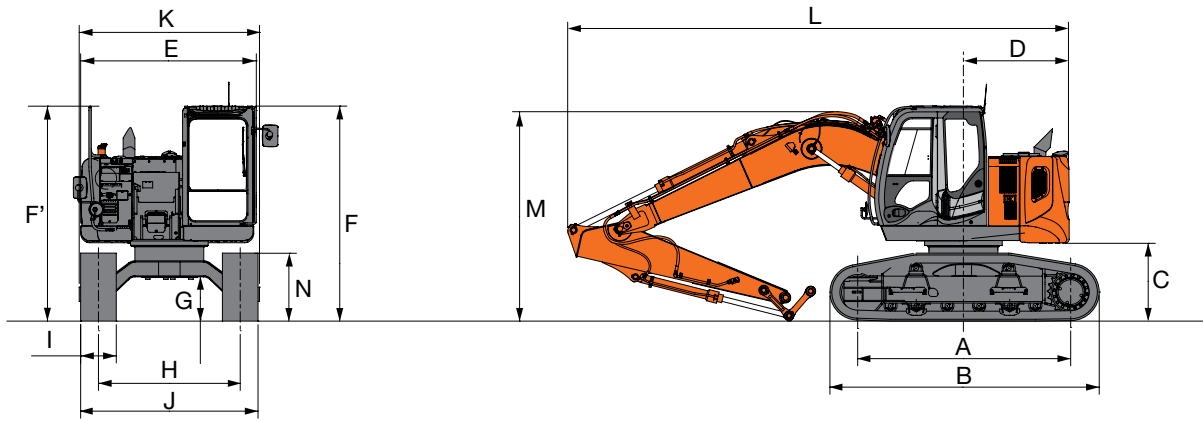
WEIGHT: BASIC MACHINE and COMPONENTS



Excluding front-end attachment, fuel, hydraulic oil, coolant, etc., and including counterweight.

Shoe type	Shoe width	Weight	Overall width
Triple grouser	500 mm	12 800 kg	2 530 mm
	600 mm	13 000 kg	2 590 mm
	700 mm	13 200 kg	2 690 mm
	800 mm	13 600 kg	2 790 mm

DIMENSIONS



Unit: mm

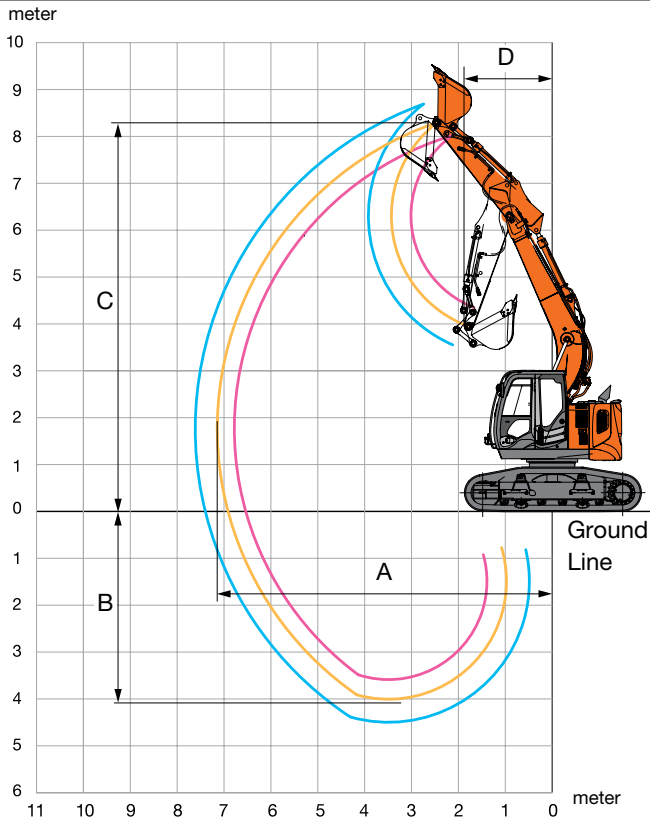
Model	ZAXIS 135USL		
Arm	2.10 m arm	2.52 m arm	3.01 m arm
A Distance between tumblers	2 990	2 990	2 990
B Undercarriage length	3 790	3 790	3 790
*C Counterweight clearance	1 060	1 060	1 060
D Rear-end swing radius	1 490	1 490	1 490
E Overall width of upperstructure	2 480	2 480	2 480
F Overall height of cab	3 020	3 020	3 020
F' Overall height of handrail	3 020	3 020	3 020
*G Min. ground clearance	595	595	595
H Track gauge	1 990	1 990	1 990
I Track shoe width	500	500	500
J Undercarriage width	2 530	2 530	2 530
K Overall width	2 530	2 530	2 530
L Overall length	7 430	7 470	7 450
M Overall height of boom	2 870	2 940	2 860
N Track height with triple grouser shoes	950	950	950

*: Excluding track shoe lug

SPECIFICATIONS

ZAXIS 135USL

WORKING RANGES



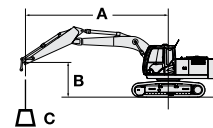
Unit: mm

Model	ZAXIS 135USL		
Arm	2.10 m arm	2.52 m arm	3.01 m arm
A Max. working reach	6 780	7 150	7 620
B Max. working depth	3 510	4 190	4 410
C Max. working height	8 010	8 280	8 680
D Min. swing radius	1 850	1 960	2 270

Excluding track shoe lug

LIFTING CAPACITIES

- Notes:
1. Ratings are based on ISO 10567.
 2. Lifting capacity does not exceed 75% of tipping load with the machine on firm, level ground or 87% full hydraulic capacity.
 3. The load point is the center-line of the bucket pivot mounting pin on the arm.
 4. *Indicates load limited by hydraulic capacity.
 5. 0 m = Ground.



A: Load radius
B: Load point height
C: Lifting capacity

For lifting capacities, subtract bucket and quick hitch weight from lifting capacities without bucket.

Rating over-front Rating over-side or 360 degrees Unit : kg

Conditions	Load point height m	Load radius										At max. reach		meter
		1.5 m		3.0 m		4.5 m		6.0 m		7.5 m				
Boom 4.60 m Arm 2.10 m Without bucket Shoe 500 mm	6.0			*4 190	*4 190	*4 100	3 980					*2 910	*2 910	5.22
	4.5			*5 300	*5 300	*4 380	3 890	*3 620	2 480			*2 690	2 350	6.18
	3.0			*7 920	6 750	*5 210	3 690	3 680	2 420			*2 690	2 050	6.67
	1.5					5 510	3 470	3 590	2 330			*2 850	1 960	6.78
	0 (Ground)			*5 860	*5 860	5 370	3 350	3 520	2 270			3 120	2 020	6.55
	-1.5	*5 690	*5 690	*8 400	6 110	5 350	3 330					3 600	2 320	5.93
-3.0			*6 220	*6 220	*4 160	3 440					*3 720	3 210	4.75	
Boom 4.60 m Arm 2.52 m Without bucket Shoe 500 mm	6.0					*3 620	*3 620					*2 360	*2 360	5.69
	4.5			*4 080	*4 080	*3 970	*3 920	*3 690	2 480			*2 220	2 120	6.58
	3.0			*7 020	6 910	*4 840	3 700	3 670	2 400			*2 230	1 860	7.04
	1.5			*6 070	*6 070	*5 510	3 460	3 560	2 300			*2 370	1 780	7.15
	0 (Ground)			*6 430	6 000	5 330	3 310	3 480	2 230			*2 680	1 830	6.93
	-1.5	*5 210	*5 210	*8 850	6 000	5 280	3 260	3 460	2 210			3 210	2 060	6.34
-3.0	*9 310	*9 310	*7 010	6 130	*4 780	3 330					*3 710	2 700	5.26	
Boom 4.60 m Arm 3.01 m Without bucket Shoe 500 mm	6.0					*3 140	*3 140	*2 640	2 550			*2 050	*2 050	6.27
	4.5					*3 520	*3 520	*3 390	2 530			*1 940	1 900	7.09
	3.0			*6 010	*6 010	*4 420	3 780	3 710	2 440	*2 000	1 700	*1 950	1 690	7.51
	1.5			*8 710	6 370	*5 450	3 510	3 580	2 320	*2 550	1 660	*2 050	1 620	7.62
	0 (Ground)			*6 740	6 000	5 340	3 310	3 480	2 220			*2 290	1 650	7.41
	-1.5	*4 540	*4 540	*9 130	5 930	5 250	3 230	3 430	2 180			*2 750	1 830	6.87
-3.0	*7 760	*7 760	*7 800	6 010	5 280	3 260					*3 550	2 280	5.89	

EQUIPMENT

ZAXIS 135USL

● : Standard equipment

○ : Optional equipment

ENGINE

Air cleaner double filters	●
Auto idle system	●
Auto shut-down control	●
Cartridge-type engine oil filter	●
Fuel pre-filter	●
Fuel main filter	●
Cold fuel resistance valve	○
Dust-proof indoor net	●
Dry-type air filter with evacuator valve (with air filter restriction indicator)	●
Electrical fuel feed pump	●
ECO/PWR mode control	●
Engine oil drain coupler	●
Engine warm-up device	●
Fan guard	●
Fuel cooler	●
Fuel recirculation filter	●
High performance water separator	●
Isolation-mounted engine	●
Muffler filter	●
Pre-cleaner	●
Radiator, oil cooler and intercooler	●
Radiator reserve tank	●
50 A alternator	●

HYDRAULIC SYSTEM

Auto power lift	●
Control valve with main relief valve	●
Full-flow filter	●
High mesh full flow filter with restriction indicator	○
Hose rupture valve for boom	●
Hose rupture valve for arm	●
Pilot filter	●
Power boost	●
Suction filter	●
Extra port for control valve	●
Variable reliefvalve for breaker & crusher	●
Work mode selector	●

CAB

Auxiliary function lever (Main)	●
Auxiliary function lever (Main & assist)	○
All-weather sound suppressed steel cab	●
AM-FM radio	●
Ashtray	●
Auto control air conditioner	●
AUX. terminal and storage	●
CRES V (Center pillar reinforced structure) cab	●
Drink holder with hot & cool function	●
Electric double horn	●
Engine shut-off switch	●
Evacuation hammer	●
Fire extinguisher bracket	●
Floor mat	●
Footrest	●
Front window washer	●
Glove compartment	●
Hot & cool box	●
Intermittent windshield wipers	●
Key cylinder light	●
Laminated straight fixed glass window (Front upper)	●
Room light with door courtesy	●
OPG front lower guard Level II (ISO10262) compliant cab	●
OPG front upper guard Level II (ISO10262) compliant cab	○
OPG top guard fitted Level II (ISO10262) compliant cab	○
Pilot control shut-off lever	●
Rain guard	○
Retractable seat belt	●
Rubber radio antenna	●
Seat : air suspension seat with heater	●
Seat adjustment part : backrest, armrest, height and angle, slide forward / back	●
Short wrist control levers	●
Sun visor	●
Transparent roof with slide curtain	●
2 speakers	●
4 fluid-filled elastic mounts	●
12 V power outlet	●
24 V cigarette lighter	○

MONITOR SYSTEM

Alarm buzzers: overhear, engine oil pressure, overload	●
Alarms: overheat, engine warning, engine oil pressure, alternator, minimum fuel level, hydraulic filter restriction, air filter restriction, work mode, overload, etc	●
Display of meters: water temperature, hour, fuel rate, clock	●
Other displays: work mode, auto-idle, glow, rearview monitor, operating conditions, etc	●
32 languages selection	●

LIGHTS

Additional cab roof front lights	○
Additional cab roof rear lights	○
Additional boom light with cover	○
Rotating lamp	○
2 working lights	●

UPPER STRUCTURE

Electric fuel refilling pump with auto stop and filter	●
Fuel level float	●
Hydraulic oil level gauge	●
Rear view camera	●
Rear view mirror (right & left side)	●
Swing parking brake	●
Tool box	●
Reinforced undercover	●
3 640 kg counterweight	●
2 x 58 Ah batteries	●

UNDERCARRIAGE

High track	●
Bolt-on sprocket	●
Reinforced track links with pin seals	●
Reinforced travel motor covers	●
Reinforced idler bracket	●
Bolt-on side step	●
Travel parking brake	●
Reinforced track undercover	●
Upper and lower rollers	●
Reinforced upper roller bracket	●
Shoe guide (idler bracket side)	●
1 track guards (each side) and hydraulic track adjuster	●
2 track guards (each side) and hydraulic track adjuster	○
4 tie down hooks	●
600 mm triple grouser shoes	●
Tool box	●
600 mm double grouser shoes	○

FRONT ATTACHMENTS

Arm with damage prevention plate (Upper and lower surface)	●
Casted bucket link A	●
Reinforced link B	●
Centralized lubrication system	●
Dirt seal on all bucket pins	●
Flanged pin	●
HN bushing	●
Reinforced resin thrust plate	●
WC (tungsten-carbide) thermal spraying	●
Welded bucket link A with welded hook	○
Bucket	○

ATTACHMENTS

Attachment basic piping	●
Breaker and crusher piping	●
HSB Parts for breaker and crusher	●
Pilot accumulator	○
Accessories for 2 speed selector	○
Additional pump (30 L/min)	○
Assist piping	○

MISCELLANEOUS

Global e-Service	●
Lockable fuel refilling cap	●
Lockable machine covers	●
Onboard information controller	●
Skid-resistant, plates and handrails	●
Standard tool kit	●
Travel direction mark on track frame	●
Theft prevention system*	○

Standard and optional equipment may vary by country, so please consult your Hitachi dealer for details.

* Hitachi Construction Machinery cannot be held liable for theft, any system will just minimize the risk of theft.

SPECIFICATIONS

ZAXIS 225USRL

ENGINE

Model	Isuzu AM-4HK1X
Type	4-cycle water-cooled, common rail direct injection
Aspiration	Variable geometry turbocharged, intercooled, cooled EGR
Aftertreatment	Muffler filter
No. of cylinders	4
Rated power	
ISO 9249, net	122 kW (164 HP) at 2 000 min ⁻¹ (rpm)
EEC 80/1269, net	122 kW (164 HP) at 2 000 min ⁻¹ (rpm)
SAE J1349, net	122 kW (164 HP) at 2 000 min ⁻¹ (rpm)
Maximum torque	652 Nm (66.5 kgfm) at 1 500 min ⁻¹ (rpm)
Piston displacement	5.190 L
Bore and stroke	115 mm x 125 mm
Batteries	2 x 12 V / 126 Ah

HYDRAULIC SYSTEM

Hydraulic pumps

Main pumps	3 variable displacement axial piston pumps
Maximum oil flow	2 x 212 L/min 1 x 189 L/min
Pilot pump	1 gear pump
Maximum oil flow	33.6 L/min

Hydraulic Motors

Travel	2 variable displacement axial piston motors
Swing	1 axial piston motor

Relief Valve Settings

Implement circuit	34.3 MPa (350 kgf/cm ²)
Swing circuit	32.4 MPa (330 kgf/cm ²)
Travel circuit	35.5 MPa (362 kgf/cm ²)
Pilot circuit	3.9 MPa (40 kgf/cm ²)
Power boost	38.0 MPa (388 kgf/cm ²)

Hydraulic Cylinders

	Quantity	Bore	Rod diameter
Boom	2	120 mm	85 mm
Arm	1	135 mm	95 mm
Bucket	1	115 mm	80 mm

UPPERSTRUCTURE

Revolving Frame

D-section frame for resistance to deformation.

Swing Device

Axial piston motor with planetary reduction gear is bathed in oil. Swing circle is single-row. Swing parking brake is spring-set/hydraulic-released disc type.

Swing speed	11.8 min ⁻¹ (rpm)
Swing torque	68 kNm (6 940 kgfm)

Operator's Cab

Independent spacious cab, 1 005 mm wide by 1 675 mm high, conforming to ISO* Standards.

* International Organization for Standardization

UNDERCARRIAGE

Tracks

Heat-treated connecting pins with dirt seals. Hydraulic (grease) track adjusters with shock-absorbing recoil springs.

Numbers of Rollers and Shoes on Each Side

Upper rollers	2
Lower rollers	8
Track shoes	49
Track guard	1

Travel Device

Each track driven by 2-speed axial piston motor. Parking brake is spring-set/hydraulic-released disc type. Automatic transmission system: High-Low.

Travel speeds	High : 0 to 5.5 km/h Low : 0 to 3.4 km/h
---------------------	---

Maximum traction force ... 203 kN (20 700 kgf)

Gradeability

70% (35 degree) continuous

SOUND LEVEL

Sound level in cab according to ISO 6396 LpA 71 dB(A)
External sound level according to ISO 6395 and
EU Directive 2000/14/EC LwA 101 dB(A)

SERVICE REFILL CAPACITIES

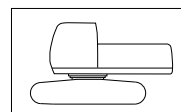
Fuel tank	380.0 L
Engine coolant	25.0 L
Engine oil	23.0 L
Swing device	6.2 L
Travel device (each side)	6.8 L
Hydraulic system	240.0 L
Hydraulic oil tank	130.0 L

WEIGHTS AND GROUND PRESSURE

Shoe type	Boom type		Monoblock	
	Shoe width	Arm length	kg	kPa(kgf/cm ²)
Triple grouser	600 mm	2.91 m	24 800	51 (0.52)
Double grouser	600 mm	2.91 m	25 200	53 (0.54)

Without bucket and counterweight (6 900 kg).

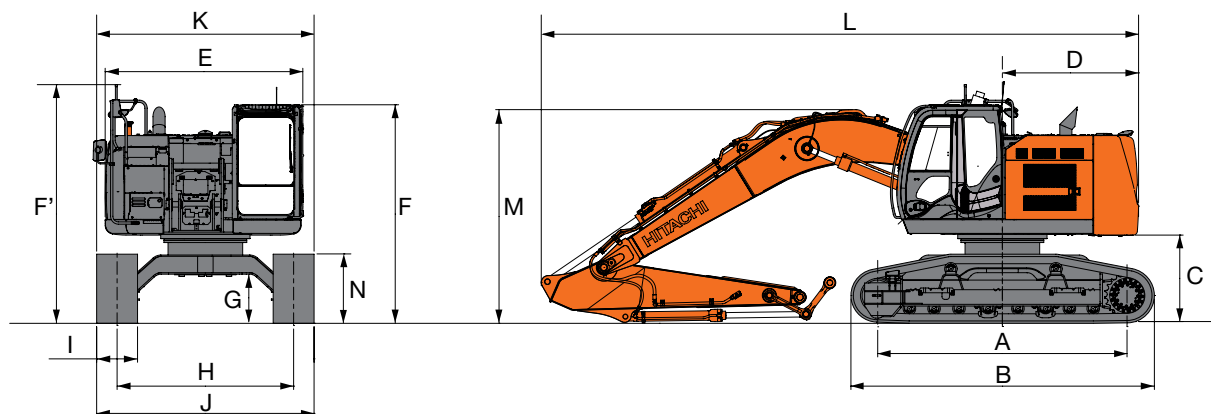
WEIGHT: BASIC MACHINE and COMPONENTS



Excluding front-end attachment, fuel, hydraulic oil, coolant, etc., and including counterweight.

Shoe type	Shoe width	Weight	Overall width
Triple grouser	600 mm	20 900 kg	3 190 mm
Double grouser	600 mm	21 200 kg	3 190 mm

DIMENSIONS



Unit: mm

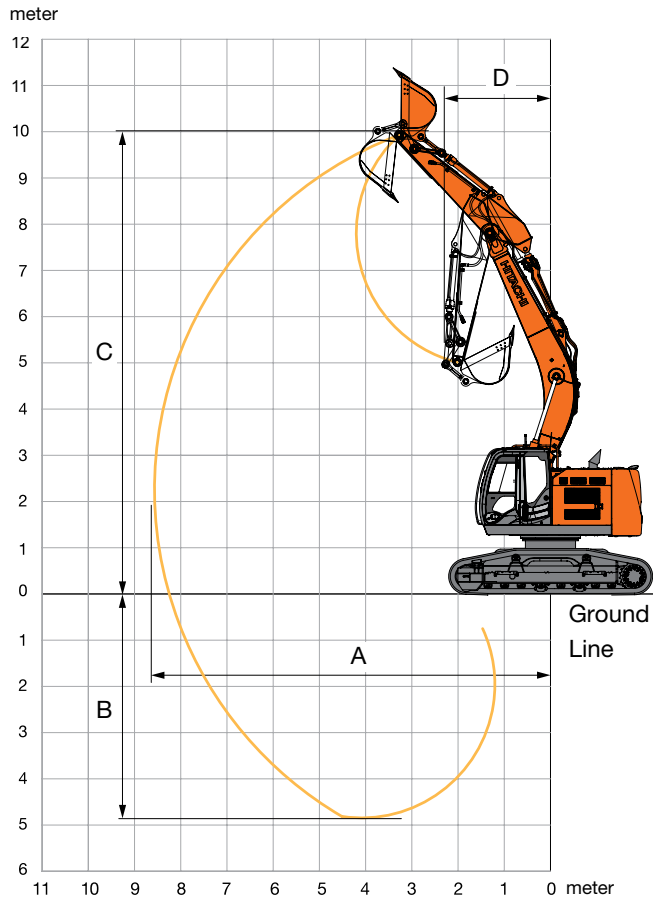
Model	ZAXIS 225USRL
A Distance between tumblers	3 660
B Undercarriage length	4 460
*C Counterweight clearance	1 260
D Rear-end swing radius	2 000
E Overall width of upperstructure	2 910
F Overall Height of cab	3 210
F' Overall height of handrail	3 510
*G Min. ground clearance	695
H Track gauge	2 590
I Track shoe width	600
J Undercarriage width	3 190
K Overall width	3 190
L Overall length	9 000
M Overall height of boom	3 140
N Track height with triple grouser shoes	1 010

*: Excluding track shoe lug

SPECIFICATIONS

ZAXIS 225USRL

WORKING RANGES



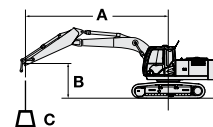
Unit: mm

Model	ZAXIS 225USRL
A Max. working reach	8 640
B Max. working depth	4 860
C Max. working height	10 020
D Min. swing radius	2 300

Excluding track shoe lug

LIFTING CAPACITIES

- Notes:
1. Ratings are based on ISO 10567.
 2. Lifting capacity does not exceed 75% of tipping load with the machine on firm, level ground or 87% full hydraulic capacity.
 3. The load point is the center-line of the bucket pivot mounting pin on the arm.
 4. *Indicates load limited by hydraulic capacity.
 5. 0 m = Ground.



A: Load radius
B: Load point height
C: Lifting capacity

For lifting capacities, subtract bucket and quick hitch weight from lifting capacities without bucket.

Rating over-front Rating over-side or 360 degrees Unit : kg

Conditions	Load point height m	Load radius										At max. reach		
		1.5 m		3.0 m		4.5 m		6.0 m		7.5 m		meter		
Boom 5.68 m Arm 2.91 m Without bucket Shoe 600 mm	7.5					*5 150	*5 150	*5 210	*5 210			*4 140	*4 140	6.78
	6.0					*5 850	*5 850	*5 420	*5 420	*4 880	4 210	*3 940	*3 940	7.76
	4.5			*10 900	*10 900	*7 460	*7 460	*6 120	5 840	*5 450	4 130	*3 940	3 480	8.34
	3.0					*9 490	8 470	*7 030	5 560	5 760	4 010	*4 090	3 250	8.61
	1.5					*10 900	7 990	7 810	5 320	5 630	3 880	*4 430	3 190	8.61
	0 (Ground)			*5 170	*5 170	*11 300	7 790	7 680	5 160	5 540	3 800	4 790	3 300	8.32
	-1.5	*6 570	*6 570	*9 760	*9 760	*10 800	7 760	7 630	5 120	5 530	3 790	5 310	3 650	7.73
	-3.0	*11 100	*11 100	*12 900	*12 900	*9 360	7 880	*6 890	5 200			*5 730	4 460	6.74
	-4.5			*8 750	*8 750	*6 370	*6 370					*5 280	*5 280	5.12

EQUIPMENT

ZAXIS 225USRL

● : Standard equipment

○ : Optional equipment

ENGINE

Air cleaner double filters	●
Auto idle system	●
Auto shut-down control	●
Cartridge-type engine oil filter	●
Fuel pre-filter	●
Fuel main filter	●
Cold fuel resistance valve	○
Dust-proof indoor net	●
Dry-type air filter with evacuator valve (with air filter restriction indicator)	●
Electrical fuel feed pump	●
ECO/PWR mode control	●
Engine oil drain coupler	●
Engine warm-up device	●
Fan guard	●
Fuel cooler	●
Fuel recirculation filter	●
High performance water separator	●
Isolation-mounted engine	●
Muffler filter	●
Pre-cleaner	●
Radiator, oil cooler and intercooler	●
Radiator reserve tank	●
50 A alternator	●

HYDRAULIC SYSTEM

Auto power lift	●
Control valve with main relief valve	●
Full-flow filter	●
High mesh full flow filter with restriction indicator	○
Hose rupture valve for boom	●
Hose rupture valve for arm	●
Pilot filter	●
Power boost	●
Suction filter	●
Extra port for control valve	●
Variable reliefvalve for breaker & crusher	●
Work mode selector	●

CAB

Auxiliary function lever (Main)	●
Auxiliary function lever (Main & assist)	○
All-weather sound suppressed steel cab	●
AM-FM radio	●
Ashtray	●
Auto control air conditioner	●
AUX. terminal and storage	●
CRES V (Center pillar reinforced structure) cab	●
Drink holder with hot & cool function	●
Electric double horn	●
Engine shut-off switch	●
Evacuation hammer	●
Fire extinguisher bracket	●
Floor mat	●
Footrest	●
Front window washer	●
Glove compartment	●
Hot & cool box	●
Intermittent windshield wipers	●
Key cylinder light	●
Laminated straight fixed glass window (Front upper)	●
Room light with door courtesy	●
OPG front lower guard Level II (ISO10262) compliant cab	●
OPG front upper guard Level II (ISO10262) compliant cab	○
OPG top guard fitted Level II (ISO10262) compliant cab	○
Pilot control shut-off lever	●
Rain guard	○
Retractable seat belt	●
Rubber radio antenna	●
Seat : air suspension seat with heater	●
Seat adjustment part : backrest, armrest, height and angle, slide forward / back	●
Short wrist control levers	●
Sun visor	●
Transparent roof with slide curtain	●
2 speakers	●
4 fluid-filled elastic mounts	●
12 V power outlet	○
24 V cigarette lighter	●

MONITOR SYSTEM

Alarm buzzers: overheating, engine oil pressure, overload	●
Alarms: overheating, engine warning, engine oil pressure, alternator, minimum fuel level, hydraulic filter restriction, air filter restriction, work mode, overload, etc	●
Display of meters: water temperature, hour, fuel rate, clock	●
Other displays: work mode, auto-idle, glow, rearview monitor, operating conditions, etc	●
32 languages selection	●

LIGHTS

Additional cab roof front lights	○
Additional cab roof rear lights	○
Additional boom light with cover	○
Rotating lamp	○
2 working lights	●

UPPER STRUCTURE

Electric fuel refilling pump with auto stop and filter	●
Fuel level float	●
Hydraulic oil level gauge	●
Rear view camera	●
Rear view mirror (right & left side)	●
Swing parking brake	●
Reinforced undercover	●
6 900 kg counterweight	●
2 x 126 Ah batteries	●

UNDERCARRIAGE

High track	●
Bolt-on sprocket	●
Reinforced track links with pin seals	●
Reinforced travel motor covers	●
Reinforced idler bracket	●
Bolt-on side step	●
Travel parking brake	●
Reinforced track undercover	●
Upper and lower rollers	●
Reinforced upper roller bracket	●
Shoe guide (idler bracket side)	●
1 track guards (each side) and hydraulic track adjuster	●
2 track guards (each side) and hydraulic track adjuster	○
4 tie down hooks	●
600 mm triple grouser shoes	●
Tool box	●
600 mm double grouser shoes	○

FRONT ATTACHMENTS

Arm with damage prevention plate (Upper and lower surface)	●
Casted bucket link A	●
Reinforced link B	●
Centralized lubrication system	●
Dirt seal on all bucket pins	●
Flanged pin	●
HN bushing	●
Reinforced resin thrust plate	●
WC (tungsten-carbide) thermal spraying	●
Welded bucket link A with welded hook	○
Bucket	○

ATTACHMENTS

Attachment basic piping	●
Breaker and crusher piping	●
HSB Parts for breaker and crusher	●
Pilot accumulator	○
Accessories for 2 speed selector	○
Additional pump (30 L/min)	○
Assist piping	○

MISCELLANEOUS

Global e-Service	●
Lockable fuel refilling cap	●
Lockable machine covers	●
Onboard information controller	●
Skid-resistant, plates and handrails	●
Standard tool kit	●
Travel direction mark on track frame	●
Theft prevention system*	○

Standard and optional equipment may vary by country, so please consult your Hitachi dealer for details.

* Hitachi Construction Machinery cannot be held liable for theft, any system will just minimize the risk of theft.



Built on the foundation of superb technological capabilities, Hitachi Construction Machinery is committed to providing leading-edge solutions and services to contribute as a reliable partner to the business of customers worldwide.

Hitachi Environmental Vision 2025

The Hitachi Group released the Environmental Vision 2025 to curb annual carbon dioxide emissions. The Group is committed to global production while reducing environmental impact in life cycles of all products, and realizing a sustainable society by tackling three goals — prevention of global warming, recycling of resources, and enhancement of ecosystem.

Reducing Environmental Impact by New ZW

Hitachi makes a green way to cut carbon emissions for global warming prevention according to LCA*. New ZW utilizes lots of technological advances, including the new standard mode which optimize fuel efficiency. Hitachi has long been committed to recycling of components, such as aluminum parts in radiators and oil cooler. Resin parts are marked for recycling.

*Life Cycle Assessment – ISO 14040

Prior to operating this machine, including satellite communication system, in a country other than a country of its intended use, it may be necessary to make modifications to it so that it complies with the local regulatory standards (including safety standards) and legal requirements of that particular country. Please do not export or operate this machine outside the country of its intended use until such compliance has been confirmed. Please contact your Hitachi dealer in case of questions about compliance. These specifications are subject to change without notice.

Illustrations and photos show the standard models, and may or may not include optional equipment, accessories, customer installed and modified parts, optional parts and all standard equipment with some differences in color and features. Before use, read and understand the Operator's Manual for proper operation.