

ZAXIS-7 series

HITACHI

Reliable solutions

ZAXIS490/530



HYDRAULIC EXCAVATOR

Model code :	ZX490LCH-7	ZX530LCH-7
Engine rated power :	296 kW (ISO14396)	296 kW (ISO14396)
Operating weight :	49 500 - 51 200 kg	52 700 - 54 600 kg
Bucket ISO heaped :	2.10 - 2.50 m ³	2.10 - 2.50 m ³

Complete control

The new Zaxis-7 range of large excavators puts you firmly in control, so you can feel assured of your machine's performance, and supported by the technological expertise and services that Hitachi provides.



Integrated console and seat suspension gives a greater sense of control, and helps to reduce fatigue.



Sensors monitor oil continuously and contribute to preventative maintenance, helping to reduce downtime.




ConSite Pocket app allows you to manage and monitor your fleet remotely.



Options such as Hitachi Ground Engaging Tools enable you to enhance the performance of your excavator.



You will enjoy some of the lowest noise and vibration levels in the market.



Visibility of the job site is excellent thanks to the Aerial Angle® camera system and new LCD monitor.



Fuel consumption has been reduced by 11% (PWR mode), saving running costs.



Increased engine output has improved workload by 7% (PWR mode), resulting in higher productivity.



The new HIOS-V hydraulic system reduces fuel consumption and increases front speed to enhance productivity.

SPECIFICATIONS

ENGINE

Model	Isuzu 6WG1
Type	4-cycle water-cooled, common rail direct injection
Aspiration	Variable geometry turbocharged, intercooled, cooled EGR
Aftertreatment	DOC, CSF and SCR system
No. of cylinders	6
Rated power	
ISO 14396	296 kW at 1 800 min ⁻¹
ISO 9249, net	295 kW at 1 800 min ⁻¹
SAE J1349, net	295 kW at 1 800 min ⁻¹
Maximum torque	2 050 Nm at 1 300 min ⁻¹
Piston displacement	15.681 L
Bore and stroke	147 mm x 154 mm
Batteries	2 x 12 V / 170 Ah

HYDRAULIC SYSTEM

Hydraulic Pumps

Main pumps	2 variable displacement axial piston pumps
Maximum oil flow	2 x 385 L/min
Pilot pump	1 gear pump
Maximum oil flow	30 L/min

Hydraulic Motors

Travel	2 variable displacement axial piston motors
Swing	2 axial piston motors

Relief Valve Settings

Implement circuit	31.9 Mpa
Swing circuit	28.4 Mpa
Travel circuit	35.3 Mpa
Pilot circuit	3.9 Mpa
Power boost	35.3 Mpa

Hydraulic Cylinders

Unit: mm

	Quantity	Bore	Rod diameter
Boom	2	170	115
Arm	1	190	130
Bucket	1	170	120

UPPERSTRUCTURE

Revolving Frame

D-section frame for resistance to deformation.

Swing Device

Axial piston motor with planetary reduction gear is bathed in oil. Swing parking brake is spring-set/hydraulic-released disc type.

Swing speed	9.6 min ⁻¹
Swing torque	148 kNm

UNDERCARRIAGE

Tracks

Track shoes with triple grousers made of induction-hardened rolled alloy. Heat-treated connecting pins with dirt seals. Hydraulic (grease) track adjusters with shock-absorbing recoil springs.

Numbers of Rollers and Shoes on Each Side

	ZX490LCH	ZX530LCH
Upper rollers	3	3
Lower rollers	9	8
Track shoes	53	49
Track guards	2	Full

Travel Device

Each track driven by axial piston motor through reduction gear for counterrotation of the tracks.

Parking brake is spring-set/hydraulic-released disc type.

Automatic transmission system: High-Low.

Travel speeds	ZX490LCH	High : 0 to 5.5 km/h Low : 0 to 3.7 km/h
	ZX530LCH	High : 0 to 4.3 km/h Low : 0 to 3.1 km/h
Maximum traction force	ZX490LCH	329 kN
	ZX530LCH	411 kN

Gradeability

70% (35 degree) continuous

ENVIRONMENT

Engine Emissions

EU Stage V

Sound Level

Sound level in cab according to ISO 6396 LpA 70 dB(A)

External sound level according to ISO 6395 and

EU Directive 2000/14/EC LwA 107 dB(A)

Air Conditioning System

The air conditioning system contains fluorinated greenhouse gas.

Refrigerant type : HFC-134a, GWP: 1430, Amount: 1.10 kg, CO₂e: 1.57 ton.

SERVICE REFILL CAPACITIES

Unit: L

	ZX490LCH	ZX530LCH
Fuel tank	675.0	675.0
Engine coolant	70.0	70.0
Engine oil	62.0	55.0
Swing device (each side)	6.5	14.0
Travel device (each side)	11.0	11.0
Hydraulic system	510.0	510.0
Hydraulic oil tank	310.0	310.0
DEF/AdBlue® tank	95.0	95.0

WEIGHTS AND GROUND PRESSURE

Operating Weight and Ground Pressure

ZAXIS 490LCH

Bucket Capacity	Boom type	Arm type	Shoe grouser type	Shoe width (mm)	Operating weight (kg)	Ground pressure (kPa)
2.1 m ³ Rock bucket (ISO heaped)	7.0 m H	3.4 m H	Triple or double	600	50 400	85
			Triple	750	51 200	69
			Triple	900	51 900	59
2.1 m ³ Rock bucket (ISO heaped)	7.0 m H	2.9 m BE	Triple or double	600	50 400	85
			Triple	750	51 200	69
			Triple	900	51 800	59
2.5 m ³ Rock bucket (ISO heaped)	6.3 m BE	2.5 m BE	Triple or double	600	50 800	86
			Triple	750	51 500	70
			Triple	900	52 200	59
2.5 m ³ Rock bucket (ISO heaped)	6.3 m BE	2.9 m BE	Triple or double	600	50 700	86
			Triple	750	51 400	70
			Triple	900	52 100	59

ZAXIS 530LCH

Bucket Capacity	Boom type	Arm type	Shoe grouser type	Shoe width (mm)	Operating weight (kg)	Ground pressure (kPa)
2.1 m ³ Rock bucket (ISO heaped)	7.0 m H	3.4 m H	Double	600	53 200	94
			Triple	750	54 200	77
			Triple	900	54 900	65
2.3 m ³ Rock bucket (ISO heaped)	7.0 m H	2.9 m BE	Double	600	53 200	94
			Triple	750	54 200	77
			Triple	900	54 900	65
2.5 m ³ Rock bucket (ISO heaped)	6.3 m BE	2.5 m BE	Double	600	53 500	94
			Triple	750	54 500	77
			Triple	900	55 200	65
2.5 m ³ Rock bucket (ISO heaped)	6.3 m BE	2.9 m BE	Double	600	53 400	94
			Triple	750	54 400	77
			Triple	900	55 100	65
2.1 m ³ Rock bucket (ISO heaped)	7.0 m R	3.4 m R	Double	600	53 300	94
			Triple	750	54 300	77
			Triple	900	55 000	65
2.3 m ³ Rock bucket (ISO heaped)	7.0 m R	2.9 m BER	Double	600	53 300	94
			Triple	750	54 300	77
			Triple	900	55 000	65
2.5 m ³ Rock bucket (ISO heaped)	7.0 m BER	2.5 m BER	Double	600	53 600	95
			Triple	750	54 600	77
			Triple	900	55 400	65
2.5 m ³ Rock bucket (ISO heaped)	6.3 m BER	2.9 m BER	Double	600	53 400	94
			Triple	750	54 500	77
			Triple	900	55 200	65

BUCKET AND ARM DIGGING FORCE

Unit: kN

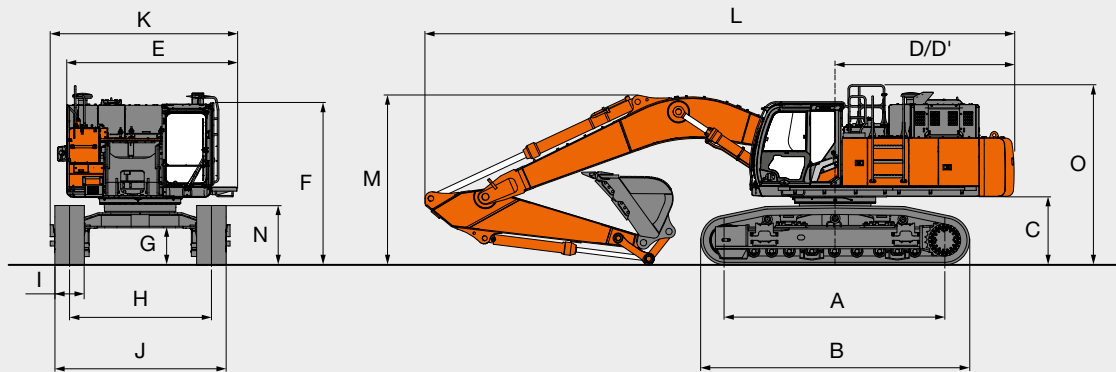
Boom length Arm length	ZAXIS 490LCH / ZAXIS 530LCH			
	Boom 6.3 m BE		Boom 7.0 m H	
	Arm 2.5 m BE	Arm 2.9 m BE	Arm 2.9 m BE	Arm 3.4 m H
Bucket digging force* ISO	300			302
Bucket digging force* SAE : PCSA	265			267
Arm crowd force* ISO	304	265		225
Arm crowd force* SAE : PCSA	294	257		219

* At power boost

SPECIFICATIONS

ZX490LCH

DIMENSIONS



Unit: mm

		ZAXIS 490LCH ^{*2}		
A	Distance between tumblers	4 470		
B	Undercarriage length	5 470		
^{*1} C	Counterweight clearance	1 360		
D	Rear-end swing radius	3 670		
D'	Rear-end length	3 660		
E	Overall width of upperstructure	3 480		
F	Overall height of cab	3 330		
^{*1} G	Min. ground clearance	737		
H	Track gauge : Extended / Retracted	2 890 / 2 390		
I	Track shoe width	G 600		
J	Undercarriage width : Extended / Retracted	G 600 3 490 / 2 990	G 750 3 640 / 3 140	G 900 3 790 / 3 290
K	Overall width	3 820		
L	Overall length	12 010		
M	Overall height of boom	3 440		
N	Track height	1 220		
O	Overall height of base machine	3 710		

^{*1} Excluding track shoe lug G: Grouser shoe

^{*2} Equipped with H-boom 7.8 m and H-arm 3.4 m

Backhoe Buckets

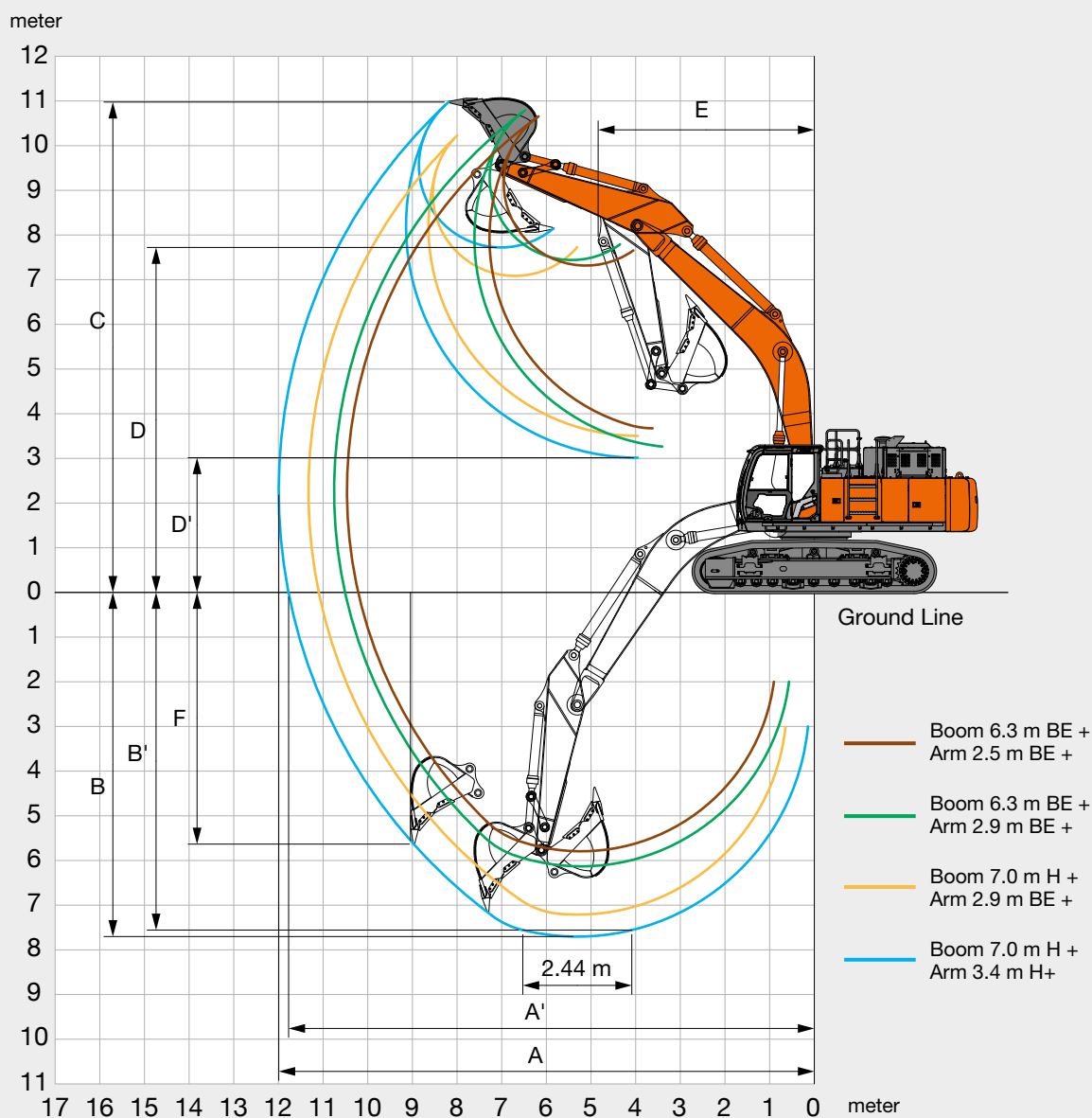
Bucket	Capacity (m ³)		Width (mm)		No. of teeth	Weight (kg)	Recommendation			
	ISO heaped	CECE heaped	Without side cutters	With side cutters			ZAXIS 490LCH			
							Boom 6.3 m BE		Boom 7.0 m H	
							Arm 2.5 m BE	Arm 2.9 m BE	Arm 2.9 m BE	Arm 3.4 m H
Rock bucket	2.1	1.8	1 560	1 580	5	2 170	●	●	●	●
	2.3	2.0	1 680	1 700	5	2 260	●	●	–	–
	2.5	2.2	1 800	1 820	5	2 360	●	●	–	–
Ripper bucket	1.3	1.2	1 170	–	3	2 330	●	●	●	●
One-point ripper	–	–	–	–	1	1 260	●	●	●	●

● Heavy-duty service – Not applicable

SPECIFICATIONS

ZX490LCH

WORKING RANGES



Unit: mm

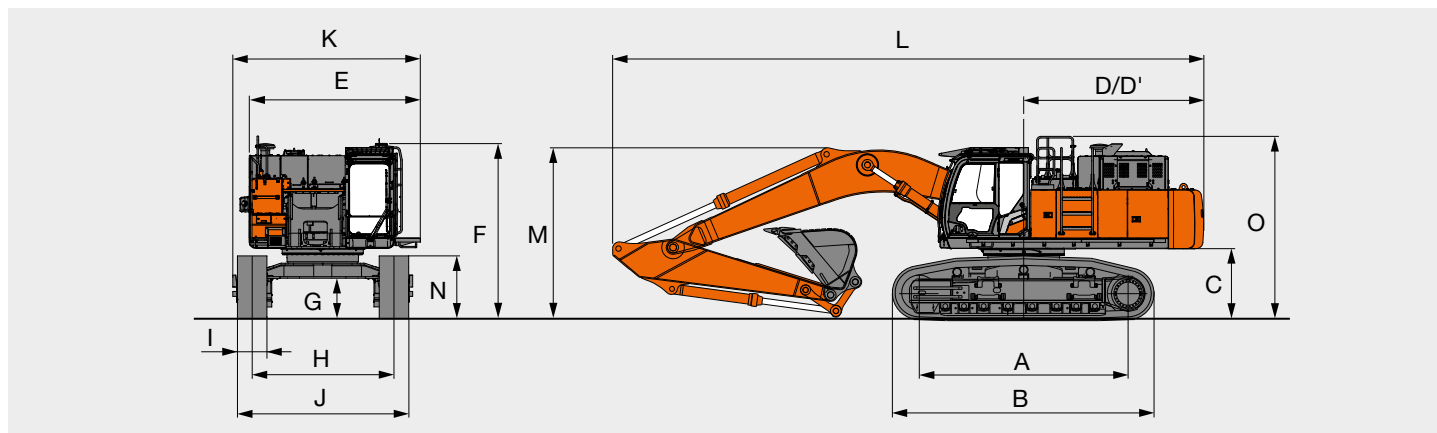
Arm length	ZAXIS 490LCH			
	Boom 6.3 m BE		Boom 7.0 m H	
	Arm 2.5 m BE	Arm 2.9 m BE	Arm 2.9 m BE	Arm 3.4 m H
A Max. digging reach	10 460	10 750	11 330	11 990
A' Max. digging reach (on ground)	10 210	10 500	11 100	11 770
B Max. digging depth	5 790	6 130	7 200	7 700
B' Max. digging depth for 2.44 m level	5 620	5 960	6 980	7 550
C Max. cutting height	10 660	10 790	10 170	10 980
D Max. dumping height	7 320	7 440	7 100	7 720
D' Min. dumping height	3 670	3 250	3 520	3 010
E Min. swing radius	4 070	3 920	5 020	4 840
F Max. vertical wall	4 260	4 650	4 270	5 630

Excluding track shoe lug

SPECIFICATIONS

ZX530LCH

DIMENSIONS



Unit: mm

		ZAXIS 530LCH ^{*2}		
A	Distance between tumblers	4 250		
B	Undercarriage length	5 330		
*1 C	Counterweight clearance	1 440		
D	Rear-end swing radius	3 670		
D'	Rear-end length	3 660		
E	Overall width of upperstructure	3 480		
F	Overall height of cab	3 520		
*1 G	Min. ground clearance	810		
H	Track gauge : Extended / Retracted	2 920 / 2 420		
I	Track shoe width	G 600		
J	Undercarriage width : Extended / Retracted	G 600 3 520 / 3 020	G 750 3 670 / 3 170	G 900 3 820 / 3 590
K	Overall width	3 840		
L	Overall length	12 010		
M	Overall height of boom	3 500		
N	Track height	1 290		
O	Overall height of base machine	3 760		

*1 Excluding track shoe lug G: Grouser shoe

*2 Equipped with H-boom 7.0 m and H-arm 3.4 m

Backhoe Buckets

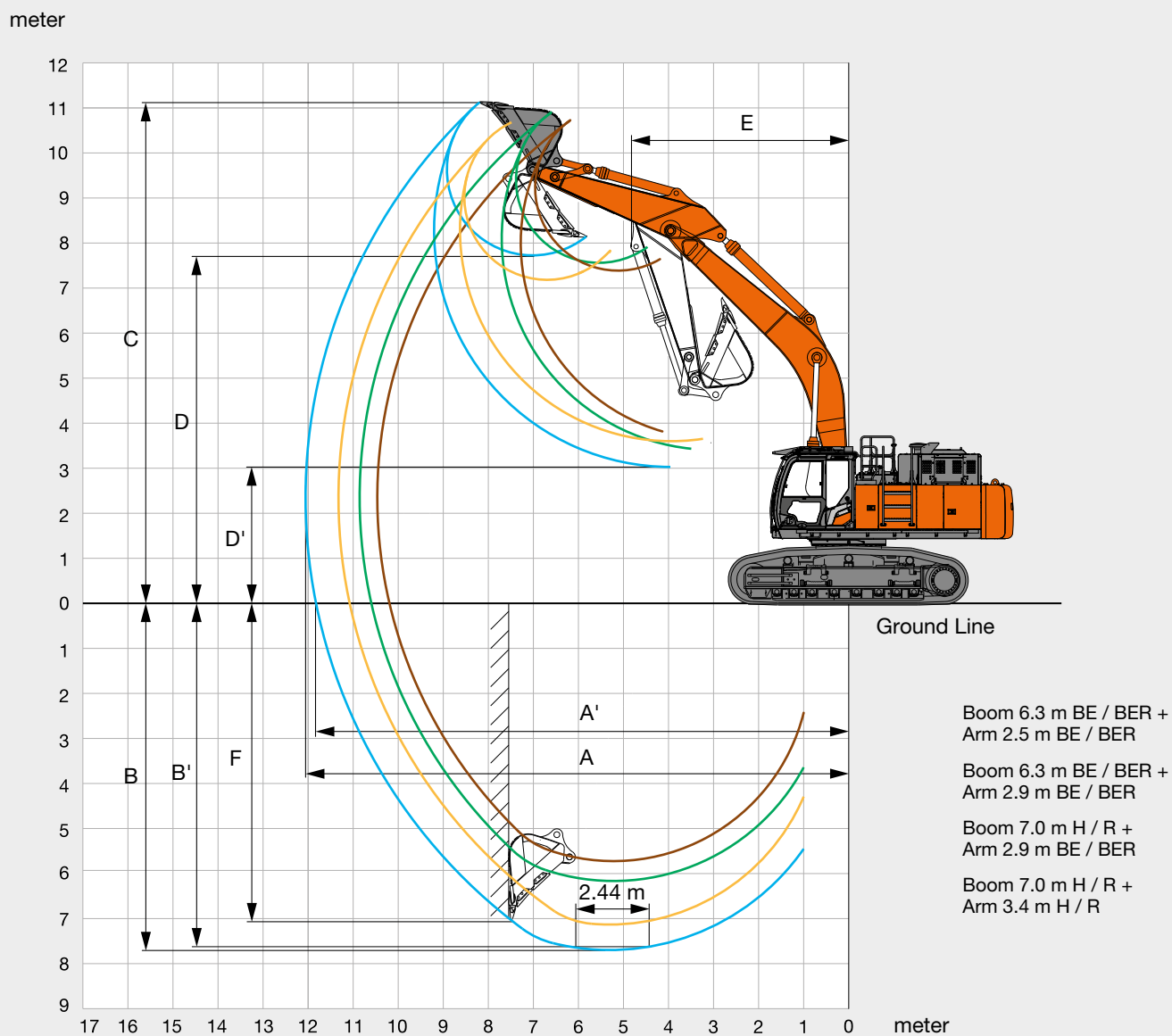
Bucket	Capacity (m ³)		Width (mm)		No. of teeth	Weight (kg)	Recommendation			
	ISO heaped	CECE heaped	Without side cutters	With side cutters			ZAXIS 530LCH			
							Boom 6.3 m BE / Boom 6.3 m BER		Boom 7.0 m H / Boom 7.0 m R	
							Arm 2.5 m BE / Arm 2.5 m BER	Arm 2.9 m BE / Arm 2.9 m BER	Arm 2.9 m BE / Arm 2.9 m BER	Arm 3.4 m H / Arm 3.4 m R
Rock bucket	2.1	1.8	1 560	1 580	5	2 170	●	●	●	●
	2.3	2.0	1 680	1 700	5	2 260	●	●	●	–
	2.5	2.2	1 800	1 820	5	2 360	●	●	–	–
Ripper bucket	1.3	1.2	1 170	–	3	2 330	●	●	●	●
One-point ripper	–	–	–	–	1	1 260	●	●	●	●

● Heavy-duty service – Not applicable

SPECIFICATIONS

ZX530LCH

WORKING RANGES



Unit: mm

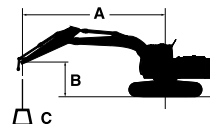
Arm length	ZAXIS 530LCH			
	Boom 6.3 m BE / Boom 6.3 m BER		Boom 7.0 m H / Boom 7.0 m R	
	Arm 2.5 m BE / Arm 2.5 m BER	Arm 2.9 m BE / Arm 2.9 m BER	Arm 2.9 m BE / Arm 2.9 m BER	Arm 3.4 m H / Arm 3.4 m R
A Max. digging reach	10 460	10 750	11 330	12 060
A' Max. digging reach (on ground)	10 190	10 490	11 080	11 820
B Max. digging depth	5 720	6 050	7 130	7 690
B' Max. digging depth for 2.44 m level	5 540	5 890	6 920	7 550
C Max. cutting height	10 730	10 870	10 240	11 130
D Max. dumping height	7 390	7 520	7 170	7 730
D' Min. dumping height	3 740	3 320	3 590	3 010
E Min. swing radius	4 090	3 930	5 020	4 840
F Max. vertical wall	4 180	4 570	4 200	7 030

Excluding track shoe lug

MACHINE CAPACITIES

ZX490LCH

- Notes:
1. Ratings are based on ISO 10567.
 2. Machine capacity does not exceed 75% of tipping load with the machine on firm, level ground or 87% full hydraulic capacity.
 3. The load point is the center-line of the bucket pivot mounting pin on the arm.
 4. *Indicates load limited by hydraulic capacity.
 5. 0 m = Ground.



- A: Load radius
B: Load point height
C: Machine capacity

For machine capacities, subtract installed attachment and quick hitch weight from machine capacities.

To determine lifting capacities, apply "Rating over-side or 360 degrees" machine capacities from the table and deduct weight of installed attachment and quick hitch.

ZAXIS 490LCH

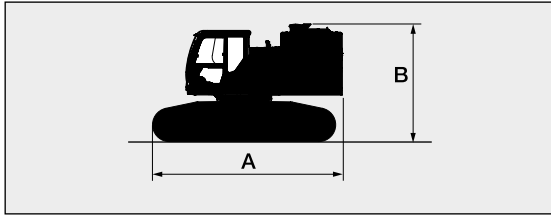
Rating over-front Rating over-side or 360 degrees Unit : kg

Conditions	Load point height m	Load radius										At max. reach		
		3.0 m		4.5 m		6.0 m		7.5 m		9.0 m				meter
Boom 7.0 m H Arm 3.4 m H Counterweight 9 080 kg	7.5							*11 360	*11 360			*8 530	*8 530	8.7
	6.0							*11 960	11 180	*11 120	8 250	*8 390	7 570	9.4
	4.5			*20 390	*20 390	*15 470	15 080	*12 980	10 730	*11 540	8 040	*8 510	6 830	9.9
	3.0			*24 760	21 350	*17 600	14 120	*14 120	10 220	*12 100	7 780	*8 860	6 440	10.1
	1.5			*16 940	*16 940	*19 160	13 370	*15 060	9 780	12 270	7 530	*9 490	6 310	10.1
	0 (Ground)			*20 310	19 750	*19 790	12 920	*15 530	9 470	12 070	7 350	*10 500	6 440	9.9
	-1.5	*14 870	*14 870	*25 420	19 750	*19 420	12 760	*15 330	9 330	12 000	7 290	11 270	6 870	9.4
	-3.0	*24 230	*24 230	*23 030	19 960	*18 000	12 830	*14 200	9 370			*11 500	7 780	8.7
-4.5	*23 890	*23 890	*19 140	*19 140	*15 100	13 120	*11 160	9 680			*11 100	9 650	7.5	
Boom 7.0 m H Arm 2.9 m BE Counterweight 9 080 kg	7.5													
	6.0					*14 280	*14 280	*12 540	10 960			*11 770	8 520	8.7
	4.5			*22 020	*22 020	*16 250	14 760	*13 480	10 530	*11 940	7 900	*11 780	7 580	9.2
	3.0					*18 230	13 860	*14 510	10 070	*12 390	7 670	11 480	7 090	9.5
	1.5					*19 520	13 200	*15 300	9 670	12 190	7 460	11 310	6 930	9.5
	0 (Ground)			*21 720	19 800	*19 800	12 870	*15 570	9 420	12 040	7 320	11 640	7 090	9.2
	-1.5	*17 700	*17 700	*24 390	19 900	*19 070	12 790	*15 100	9 340			*12 530	7 660	8.7
	-3.0	*25 930	*25 930	*21 640	20 180	*17 240	12 920	*13 490	9 450			*12 570	8 890	7.9
-4.5			*17 180	*17 180	*13 620	13 310					*12 050	11 690	6.6	
Boom 6.3 m BE Arm 2.9 m BE Counterweight 9 080 kg	7.5					*13 690	*13 690					*8 680	*8 680	7.2
	6.0					*14 550	*14 550	*13 240	11 000			*8 430	*8 430	8.1
	4.5			*20 790	*20 790	*16 240	15 150	*13 920	10 680			*8 540	8 470	8.6
	3.0			*24 930	21 910	*18 180	14 300	*14 830	10 260			*8 960	7 880	8.9
	1.5			*27 170	20 670	*19 620	13 600	*15 570	9 880			*9 760	7 720	8.9
	0 (Ground)			*27 070	20 220	*20 070	13 190	*15 760	9 630			*11 120	7 950	8.6
	-1.5	*26 670	*26 670	*25 340	20 200	*19 290	13 070	*14 950	9 570			*13 420	8 700	8.1
	-3.0	*27 940	*27 940	*21 910	20 490	*16 850	13 220					*13 180	10 400	7.2
-4.5														
Boom 6.3 m BE Arm 2.5 m BE Counterweight 9 080 kg	7.5					*14 290	*14 290					*13 300	12 720	6.8
	6.0					*15 030	*15 030	*13 640	10 750			*12 870	10 090	7.8
	4.5			*21 680	*21 680	*16 660	14 860	*14 190	10 470			*13 030	8 790	8.3
	3.0					*18 480	14 040	*14 990	10 080			13 270	8 150	8.6
	1.5					*19 720	13 400	*15 600	9 730			13 080	7 980	8.6
	0 (Ground)			*26 590	20 090	*19 910	13 050	*15 580	9 520			13 620	8 250	8.3
	-1.5			*24 470	20 170	*18 810	12 990	*14 400	9 520			*13 660	9 130	7.7
	-3.0			*20 600	20 520	*15 860	13 220					*13 170	11 170	6.8
-4.5														

TRANSPORTATION

ZX490LCH

BASIC MACHINE (WITHOUT COUNTERWEIGHT)

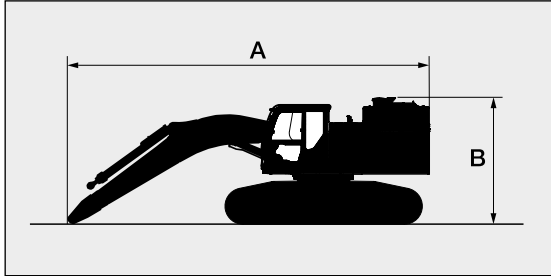


Shoe width (mm)	A (mm)	B ¹ (mm)	Overall width ² (mm)	Weight (kg)
600	5 690	3 520	2 990	29 900
750	5 690	3 520	3 140	30 700
900	5 690	3 520	3 290	31 400

¹ Without pre-cleaner

² Undercarriage retracted

BASIC MACHINE FITTED WITH BOOM AND NO SIDEWALK

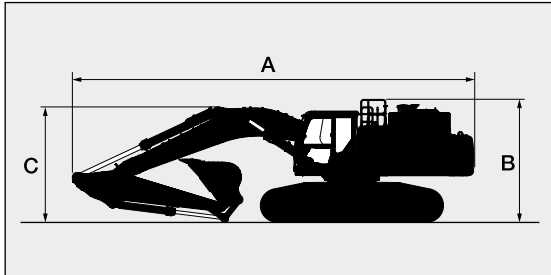


Boom length	Shoe width (mm)	A (mm)	B ¹ (mm)	Overall width ² (mm)	Weight (kg)
6.3 m BE	600	9 150	3 520	2 990	35 700
	750	9 150	3 520	3 140	36 500
	900	9 150	3 520	3 290	37 200
7.0 m H	600	9 910	3 520	2 990	35 700
	750	9 910	3 520	3 140	36 500
	900	9 910	3 520	3 290	37 100

¹ Without pre-cleaner

² Undercarriage retracted

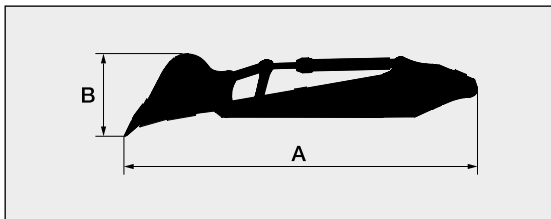
BASIC MACHINE FITTED WITH FRONT AND SIDEWALK



Boom length	Arm length	A (mm)	B ¹ (mm)	C (mm)
6.3 m BE	2.5 m BE	11 490	3 710	4 050
	2.9 m BE	11 360	3 710	3 890
7.0 m H	2.9 m BE	12 100	3 710	3 540
	3.4 m H	12 020	3 710	3 450

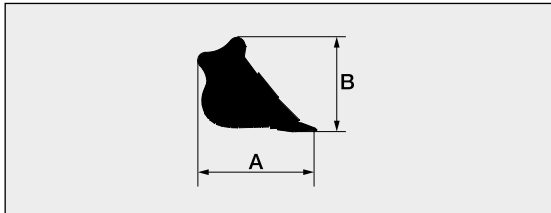
¹ With handrail

ARM AND BUCKET




Arm	Bucket (m ³)		A (mm)	B (mm)	Overall width (mm)	Weight (kg)
	ISO heaped	CECE heaped				
2.5 BE	2.5	2.2	5 650	1 470	1 820	5 200
2.9 BE	2.5	2.2	6 030	1 340	1 700	5 100
3.4 H	2.1	1.8	6 370	1 470	1 500	4 900

BUCKET

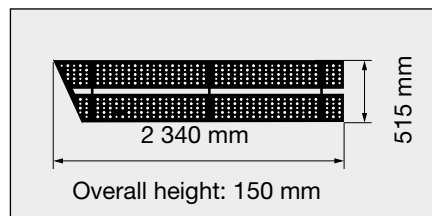


Bucket	Capacity (m ³)		A (mm)	B (mm)	Overall width (mm)	Weight (kg)
	ISO heaped	CECE heaped				
Rock bucket	2.1	1.8	1 950	1 650	1 580	2 170
	2.3	2.0	1 950	1 650	1 700	2 260
	2.5	2.2	1 950	1 650	1 820	2 360

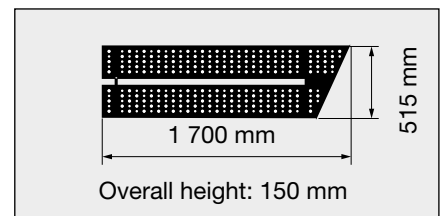
COUNTERWEIGHT 9 080 kg



LEFT FRONT SIDEWALK 44 kg



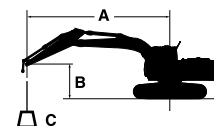
LEFT REAR SIDEWALK 30 kg



MACHINE CAPACITIES

ZX530LCH

- Notes:
1. Ratings are based on ISO 10567.
 2. Machine capacity does not exceed 75% of tipping load with the machine on firm, level ground or 87% full hydraulic capacity.
 3. The load point is the center-line of the bucket pivot mounting pin on the arm.
 4. *Indicates load limited by hydraulic capacity.
 5. 0 m = Ground.
 6. Each machine capacities values are applicable when selecting optional attachment basic piping and hose rupture valve for boom and arm.



- A: Load radius
B: Load point height
C: Machine capacity

For machine capacities, subtract installed attachment and quick hitch weight from machine capacities.



To determine lifting capacities, apply "Rating over-side or 360 degrees" machine capacities from the table and deduct weight of installed attachment and quick hitch.













ZAXIS 530LCH

Rating over-front Rating over-side or 360 degrees Unit : kg

Conditions	Load point height m	Load radius										At max. reach		
		3.0 m		4.5 m		6.0 m		7.5 m		9.0 m				meter
Boom 7.0 m H Arm 3.4 m H Counterweight 9 780 kg	7.5							*11 500	*11 500			*8 560	*8 560	8.7
	6.0							*12 120	*12 120	*11 290	9 350	*8 420	*8 420	9.4
	4.5			*20 640	*20 640	*15 670	*15 670	*13 170	12 090	*11 720	9 160	*8 540	7 850	9.9
	3.0			*25 120	24 150	*17 850	15 970	*14 340	11 620	*12 300	8 910	*8 900	7 440	10.1
	1.5			*16 960	*16 960	*19 470	15 270	*15 300	11 210	*12 800	8 680	*9 530	7 320	10.1
	0 (Ground)			*20 340	*20 340	*20 120	14 850	*15 790	10 920	12 790	8 510	*10 540	7 480	9.9
	-1.5	14 900	*14 900	25 870	22 660	19 760	14 700	15 610	10 790	12 290	8 450	*11 730	7 980	9.4
	-3.0	24 250	*24 250	23 460	22 860	18 330	14 760	14 470	10 830			*11 740	8 990	8.7
-4.5	24 450	*24 450	19 550	*19 550	15 420	15 040	11 410	11 110			*11 350	11 080	7.5	
Boom 7.0 m H Arm 2.9 m BE Counterweight 9 780 kg	7.5													
	6.0					*14 510	*14 510	*12 770	12 350			*12 010	9 720	8.7
	4.5			*22 390	*22 390	*16 540	*16 540	*13 740	11 960	*12 190	9 070	*12 040	8 730	9.2
	3.0					*18 590	15 790	*14 810	11 530	*12 650	8 860	*12 170	8 220	9.5
	1.5					*19 920	15 190	*15 620	11 170	12 950	8 670	12 040	8 080	9.5
	0 (Ground)			*21 780	*21 780	*20 220	14 880	*15 910	10 940	12 820	8 540	12 400	8 280	9.2
	-1.5	*17 760	*17 760	*24 930	22 900	*19 490	14 810	*15 440	10 860			*12 840	8 930	8.7
	-3.0	*26 620		*22 160		*17 650		*13 830				*12 890	10 310	7.9
-4.5			*17 660		*14 000						*12 390	*12 390	6.6	
Boom 6.3 m BE Arm 2.9 m BE Counterweight 9 780 kg	7.5					*13 880	*13 880					*8 740	*8 740	7.2
	6.0					*14 760	*14 760	*13 480	12 380			*8 490	*8 490	8.1
	4.5			*21 100	*21 100	*16 510	*16 510	*14 180	12 090			*8 600	*8 600	8.6
	3.0			*25 370	24 760	*18 510	16 200	*15 120	11 710			*9 030	*9 030	8.9
	1.5			*27 680	23 620	*20 000	15 560	*15 890	11 370			*9 830	8 940	8.9
	0 (Ground)			*27 620	23 210	*20 480	15 180	*16 090	11 140			*11 190	9 220	8.6
	-1.5	*26 730	*26 730	*25 880	23 190	*19 710	15 070	*15 300	11 080			*13 610	10 080	8.1
	-3.0	*28 660	*28 660	*22 430	*22 430	*17 260	15 210					*13 520	11 990	7.2
Boom 6.3 m BE Arm 2.5 m BE Counterweight 9 780 kg	7.5					*14 490	*14 490					*13 360	*13 360	6.8
	6.0					*15 260	*15 260	*13 890	12 150			*12 940	11 450	7.8
	4.5			*22 010	*22 010	*16 940	16 710	*14 450	11 890			*13 100	10 070	8.3
	3.0					*18 820	15 950	*15 290	11 540			*13 710	9 400	8.6
	1.5					*20 110	15 360	*15 920	11 220			*13 840	9 250	8.6
	0 (Ground)			*27 130	23 080	*20 320	15 040	*15 920	11 020			*13 980	9 580	8.3
	-1.5			*25 000	23 140	*19 230	14 990	*14 740	11 020			*13 980	10 580	7.7
	-3.0			*21 110	*21 110	*16 260	15 200					*13 510	12 850	6.8

ZAXIS 530LCH

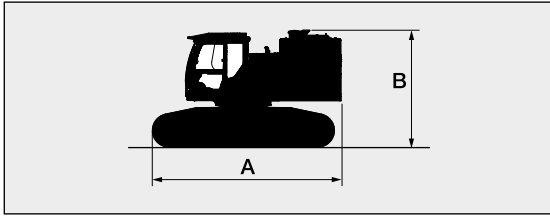
 Rating over-front  Rating over-side or 360 degrees Unit : kg

Conditions	Load point height m	Load radius										At max. reach		
		3.0 m		4.5 m		6.0 m		7.5 m		9.0 m				meter
														
Boom 7.0 m R Arm 3.4 m R Counterweight 9 780 kg	7.5							*11 460	*11 460			*8 550	*8 550	8.7
	6.0							*12 080	*12 080	*11 250	9 320	*8 410	*8 410	9.4
	4.5			*20 580	*20 580	*15 620	*15 620	*13 120	12 060	*11 680	9 130	*8 530	7 820	9.9
	3.0			*25 050	24 080	*17 800	15 930	*14 290	11 580	*12 260	8 880	*8 880	7 410	10.1
	1.5			*16 950	*16 950	*19 410	15 220	*15 250	11 170	*12 750	8 640	*9 510	7 290	10.1
	0 (Ground)			*20 330	*20 330	*20 050	14 800	*15 740	10 880	12 750	8 480	*10 520	7 450	9.9
	-1.5	*14 880	*14 880	*25 790	22 590	*19 700	14 650	*15 560	10 750	*12 520	8 420	*11 690	7 940	9.4
	-3.0	*24 240	*24 240	*23 390	22 790	*18 270	14 710	*14 420	10 790			*11 690	8 960	8.7
-4.5	*24 370	*24 370	*19 480	*19 480	*15 360	14 990	*11 360	11 080			*11 310	11 040	7.5	
Boom 7.0 m R Arm 2.9 m BER Counterweight 9 780 kg	7.5													
	6.0					*14 480	*14 480	*12 740	12 330			*11 980	9 690	8.7
	4.5			*22 350	*22 350	*16 500	*16 500	*13 710	11 940	*12 160	9 050	*12 010	8 700	9.2
	3.0					*18 550	15 760	*14 780	11 510	*12 620	8 840	*12 140	8 200	9.5
	1.5					*19 880	15 150	*15 590	11 140	12 930	8 640	12 020	8 050	9.5
	0 (Ground)			*21 770	*21 770	*20 180	14 840	*15 870	10 910	12 790	8 520	12 380	8 260	9.2
	-1.5	*17 750	*17 750	*24 880	22 850	*19 450	14 770	*15 410	10 830			*12 810	8 900	8.7
	-3.0	*26 570	*26 570	*22 110	*22 110	*17 610	14 890	*13 790	10 930			*12 860	10 280	7.9
-4.5			*17 620	*17 620	*13 960	*13 960					*12 360	*12 360	6.6	
Boom 6.3 m BER Arm 2.9 m BER Counterweight 9 780 kg	7.5					*13 850	*13 850					*8 730	*8 730	7.2
	6.0					*14 730	*14 730	*13 440	12 360			*8 480	*8 480	8.1
	4.5			*21 050	*21 050	*16 470	*16 470	*14 140	12 070			*8 590	*8 590	8.6
	3.0			*25 310	24 710	*18 460	16 170	*15 080	11 680			*9 015	8 720	8.9
	1.5			*27 610	23 560	*19 950	15 520	*15 840	11 330			*9 815	8 561	8.9
	0 (Ground)			*27 540	23 140	*20 420	15 140	*16 050	11 100			*11 178	8 826	8.6
	-1.5	*26 720	*26 720	*25 810	23 130	*19 650	15 020	*15 250	11 040			*13 598	9 649	8.1
	-3.0	*28 560	*28 560	*22 360	*22 360	*17 200	15 170					*13 415	11 491	7.2
Boom 6.3 m BER Arm 2.5 m BER Counterweight 9 780 kg	7.5					*14 420	*14 420					*13 330	*13 330	6.8
	6.0					*15 180	*15 180	*13 810	12 090			*12 910	11 390	7.8
	4.5			*21 900	*21 900	*16 850	16 630	*14 360	11 820			*13 070	10 000	8.3
	3.0					*18 710	15 870	*15 190	11 460			*13 620	9 330	8.6
	1.5					*19 990	15 270	*15 820	11 140			*13 750	9 170	8.6
	0 (Ground)			*26 980	22 940	*20 200	14 940	*15 820	10 940			*13 880	9 510	8.3
	-1.5			*24 850	23 010	*19 110	14 890	*14 640	10 940			*13 880	10 500	7.7
	-3.0			*20 970	*20 970	*16 140	15 100					*13 410	12 760	6.8

TRANSPORTATION

ZX530LCH

BASIC MACHINE (WITHOUT COUNTERWEIGHT)

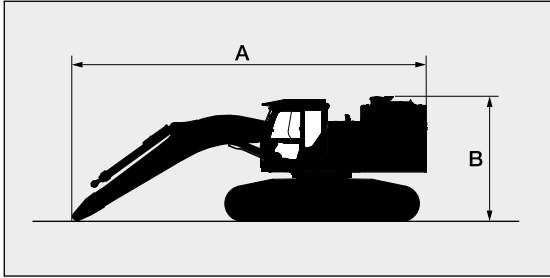


Shoe width (mm)	A (mm)	B ¹ (mm)	Overall width ² (mm)	Weight (kg)
600	5 620	3 610	3 020	32 500
750	5 620	3 610	3 170	33 500
900	5 620	3 610	3 590	34 200

¹ Without pre-cleaner

² Undercarriage retracted

BASIC MACHINE FITTED WITH BOOM AND NO SIDEWALK

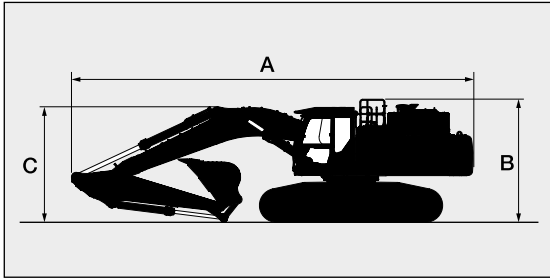


Boom length	Shoe width (mm)	A (mm)	B ¹ (mm)	Overall width ² (mm)	Weight (kg)
6.3 m BE	600	9 150	3 610	3 020	37 900
	750	9 150	3 610	3 170	38 900
	900	9 150	3 610	3 590	39 700
7.0 m H	600	9 910	3 610	3 020	37 900
	750	9 910	3 610	3 170	38 900
	900	9 910	3 610	3 590	39 600

¹ Without pre-cleaner

² Undercarriage retracted

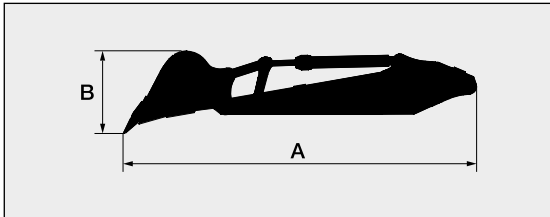
BASIC MACHINE FITTED WITH FRONT AND SIDEWALK



Boom length	Arm length	A (mm)	B ¹ (mm)	C (mm)
6.3 m BE	2.5 m BE	11 660	3 760	4 100
	2.9 m BE	11 320	3 760	3 980
7.0 m H	2.9 m BE	12 100	3 760	3 500
	3.4 m H	12 010	3 760	3 500

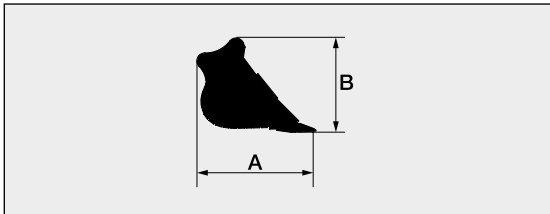
¹ With handrail

ARM AND BUCKET



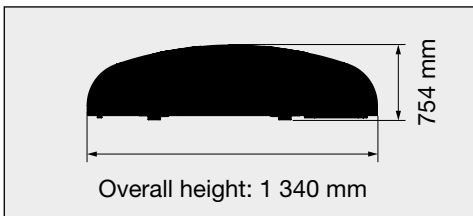
Arm	Bucket (m ³)		A (mm)	B (mm)	Overall width (mm)	Weight (kg)
	ISO heaped	CECE heaped				
2.9 m BE	2.3	2.0	6 030	1 340	1 700	4 800
3.4 m H	2.1	1.8	6 360	1 480	1 550	4 870
2.9 m BER	2.3	2.0	6 030	1 340	1 700	4 780
3.4 m R	2.1	1.8	6 360	1 480	1 550	5 050

BUCKET

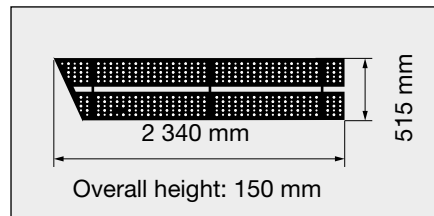


Bucket	Capacity (m ³)		A (mm)	B (mm)	Overall width (mm)	Weight (kg)
	ISO heaped	CECE heaped				
Rock bucket	2.1	1.8	1 950	1 650	1 580	2 170
	2.3	2.0	1 950	1 650	1 700	2 260
	2.5	2.2	1 950	1 650	1 820	2 360

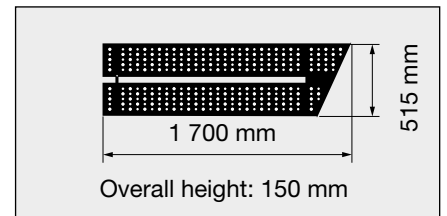
COUNTERWEIGHT 9 780 kg



LEFT FRONT SIDEWALK 44 kg



LEFT REAR SIDEWALK 30 kg



EQUIPMENT

ENGINE	ZAXIS 490LCH	ZAXIS 530LCH
Aftertreatment device	●	●
Air cleaner double filters	●	●
Alternator 90 A	●	●
Auto idle system	●	●
Auto shut-down control	●	●
Cartridge-type engine oil filter	●	●
Cartridge-type fuel main filter	●	●
ConSite OIL (sensor)*	●	●
DEF/AdBlue® tank inlet strainer and extension filler	●	●
DEF/AdBlue® tank with ISO magnet adapter	●	●
Dry-type air filter with evacuator valve (with air filter restriction indicator)	●	●
Dust-proof net	●	●
ECO / PWR / HP mode control	●	●
Electrical fuel feed pump	●	●
Engine oil drain coupler	●	●
Expansion tank	●	●
Fan guard	●	●
Fuel cooler	●	●
Fuel pre-filter with water separator	●	●
Isolation-mounted engine	●	●
Maintenance free pre-cleaner	○	○
Radiator, oil cooler and intercooler	●	●

HYDRAULIC SYTEM		
Auto power lift	●	●
Boom mode selector system	●	●
ConSite OIL (sensor)*	●	●
Control valve with main relief valve	●	●
Drain filter	●	●
Engine speed sensing system	●	●
Extra port for control valve	●	●
Hose rupture valve for arm	●	○
Hose rupture valve for boom	●	○
Pilot filter	●	●
Power boost	●	●
Shockless valve in pilot circuit	●	●
Suction filter	●	●
Work mode selector	●	●

CAB	ZAXIS 490LCH	ZAXIS 530LCH
All-weather sound suppressed steel cab	●	●
Auto control air conditioner	●	●
Bluetooth® integrated DAB+ radio	●	●
Console height adjustment	●	●
CRES VII (center pillar reinforced structure) cab	●	●
Drink holder with hot and cool function	●	●
Electric double horn	●	●
Engine shut-off switch	●	●
Equipped with reinforced, tinted (green color) glass windows	●	●
Evacuation hammer	●	●
Floor mat	●	●
Footrest	●	●
Front window washer (2 points)	●	●
Glove compartment	●	●

Hands-free calling device	●	●
Hot and cool box	●	●
Intermittent windshield wiper	●	●
Key cylinder light	●	●
Laminated round glass front window	●	—
Laminated straight glass front window	—	●
LED room light with door courtesy	●	●
Magazine rack	●	●
OPG front guard Level II (ISO10262) compliant	○	○
OPG top guard Level I (ISO10262) compliant	●	—
OPG top guard Level II (ISO10262) compliant	○	●
Pilot shut-off lever	●	●
Power outlet 12 V and 24 V	●	●
Rain guard (without OPG front guard)	●	○
Rear tray	●	●
Retractable seat belt	●	●
ROPS (ISO12117-2) compliant cab	●	—
Rubber radio antenna	●	●
Seat : air suspension seat with heater	●	●
Seat adjustment part : backrest, armrest, height and angle, slide forward / back	●	●
Seat belt reminder	●	●
Short wrist control levers	●	●
Smartphone holder	●	●
Sunscreen roller type (multi-use front or side and rear window)	○	○
Transparent roof with slide curtain	●	●
USB power supply	●	●
Wide view wiper	●	●
Windows on front, upper, lower and left side can be opened	●	●
2 speakers	●	●
6 fluid-filled elastic mounts	●	●
8 inch monitor	●	●

MONITOR SYSTEM	ZAXIS 490LCH	ZAXIS 530LCH
Alarms: overheat, engine warning, engine oil pressure, alternator, minimum fuel level, hydraulic filter restriction, air filter restriction, work mode, overload, SCR system trouble, etc	●	●
Alarm buzzers: overheat, engine oil pressure, overload, SCR system trouble, etc	●	●
Display of meters: water temperature, hour, fuel rate, clock, DEF/AdBlue® rate, etc	●	●
Other displays: work mode, auto-idle, glow, rear view monitor, side view monitor, operating conditions, etc	●	●
35 languages selection	●	●

LIGHTS		
Additional boom LED light with cover	○	○
Additional cab roof front LED lights	○	—
Additional cab roof rear LED lights	○	—
LED lights for camera (side and rear view camera)	○	○
Rotating lamp	○	○
2 cab LED lights	—	●
4 cab LED lights	—	○
2 working LED lights	●	●

UPPER STRUCTURE		
Aerial Angle® (side and rear view camera)	●	●
Auto-grease lubricator (without bucket and link pins)	—	●
Batteries 2 x 170 Ah	●	●
Body top handrail	●	●
Counterweight 9 080 kg	●	—
Counterweight 9 780 kg	—	●
Electric fuel refilling pump with auto stop and filter	●	●
Electrical grease pump with hose-reel	●	●
Fuel level float	●	●
Hydraulic oil level gauge	●	●
Ladder	●	●
Lockable fuel refilling cap	●	●
Lockable machine covers	●	●
Lockable tool box	●	●
Platform handrail	●	●
Sidewalk (cab side)	●	●
Skid-resistant plates and handrails	●	●
Swing parking brake	●	●
Undercover	●	●
Utility space	●	●
2 way disconnect switch	●	●

UNDERCARRIAGE	ZAXIS	ZAXIS
	490LCH	530LCH
Bolt-on sprocket	●	●
Full track guard	○	—
Full track guard and hydraulic track adjuster	—	●
Reinforced track links with pin seals	●	●
Shoe: 600 mm double grouser	○	●
Shoe: 600 mm triple grouser	●	—
Shoe: 750 mm triple grouser	○	○
Shoe: 900 mm triple grouser	○	○
Track undercover	○	○
Travel direction mark on track frame	●	●
Travel motor covers	●	●
Travel parking brake	●	●
Upper and lower rollers	●	●
2 track guards (each side) and hydraulic track adjuster	●	—
4 tie down hooks	●	●

● : Standard equipment ○ : Optional equipment — : Not applicable

FRONT ATTACHMENTS		
Arm 2.5 m BE	○	○
Arm 2.5 m BER	—	○
Arm 2.9 m BE	○	○
Arm 2.9 m BER	—	○
Arm 3.4 m H	●	●
Arm 3.4 m R	—	○
Boom 6.3 m BE	○	○
Boom 6.3 m BER	—	○
Boom 7.0 m H	●	●
Boom 7.0 m R	—	○
Centralized lubrication system	●	●
Cylinder hose protectors arm	●	●
Cylinder hose protectors boom	●	●
Cylinder hose protectors bucket	●	●
Damage prevention plate and square bars	●	●
Dirt seal on all bucket pins	●	●
Flanged pin	●	●
Reinforced welded link A	●	●
Reinforced link B	●	●

ATTACHMENTS		
Accessories for 2 speed selector	●	○
Attachment basic piping	●	○
Breaker and crusher piping	●	●
Pilot accumulator	●	●

MISCELLANEOUS		
ConSite	○	○
Global e-Service	●	●
Onboard information controller	●	●
Standard tool kit	●	●
Theft prevention system**	○	○

Standard and optional equipment may vary by country, so please consult your Hitachi dealer for details.

* Engine oil and hydraulic oil monitoring sensor.

** Hitachi Construction Machinery cannot be held liable for theft, any system will just minimize the risk of theft.

Prior to operating this machine, including satellite communication system, in a country other than a country of its intended use, it may be necessary to make modifications to it so that it complies with the local regulatory standards (including safety standards) and legal requirements of that particular country. Please do not export or operate this machine outside the country of its intended use until such compliance has been confirmed. Please contact your Hitachi dealer in case of questions about compliance.

These specifications are subject to change without notice.

Illustrations and photos show the standard models, and may or may not include optional equipment, accessories, and all standard equipment with some differences in color and features. Before use, read and understand the Operator's Manual for proper operation.