

## ZAXIS400MC

Reliable solutions



## ZX400MC-7

The new ZX400MC-7 is designed to maximise efficiency, uptime and safety on demolition projects. The multi-carrier model is based on a ZX350LC-7 standard excavator, with Zaxis-7 technology and Stage V-compliant engine.

Built to meet the requirements of all demolition projects, it is supplied with up to four front attachments, including a monoboom, two-piece boom, and high-reach demolition front of 21m or 24m. It can complete the tasks of several machines on site, which simplifies planning, and minimises costs for transport and personnel.

Both the boom and attachment can be changed quickly and conveniently from the operator's seat thanks to Boom Quick Connect and Tool Quick Connect technology. The triple boom cylinder, extendable undercarriage for 360-degree working, and a longer track frame, also enhance its versatility.

**Engine rated power:** 210 kW

**Operating weight:** 38 500 to 39 200 kg

**Bucket ISO heaped:** up to 2.5 m<sup>3</sup>

## Discover the benefits

- ✓ Supplied with up to four front attachments to offer outstanding versatility.
- ✓ Exceptional safety with especially reinforced demolition cab, load moment indicator and alarm system.
- ✓ Superb stability provided by the extendable undercarriage and additional counterweight.
- ✓ Excellent visibility thanks to the tilting cab (to an angle of 30 degrees) and camera systems.
- ✓ Attachments and booms are quickly and easily changed from the operator's seat, increasing efficiency.
- ✓ Enhanced durability with side protection and reinforced underside of the upper structure, bucket cylinder protection and reinforced travel drive covers.

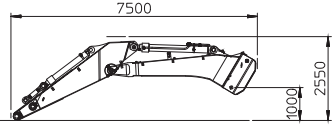
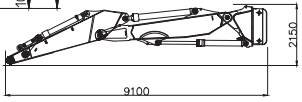
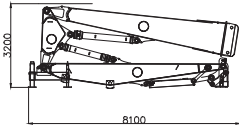
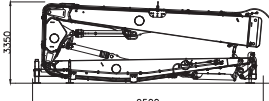
## Attachments enhance the performance of the ZX400MC-7

- ✓ Use a fully hydraulic quick coupler to ensure optimal productivity, by selecting the right tool.
- ✓ Use with crusher, hydraulic breaker, or choose from a wide range of durable buckets to suit the application.

# SPECIFICATIONS

## Engine and hydraulic system

Engine model	Isuzu 6HK1X, 7.79 litres
Engine type	4-cycle water-cooled, common rail direct injection
Aspiration	Variable geometry turbocharged, intercooled, cooled EGR
Aftertreatment	DOC+CSF+SCR system
No. of cylinders	6
Rated power (DIN 70020/ECE-R2403)	210 kW at 1900 rpm
Maximum torque (DIN 70020/ECE-R2403)	1080 Nm at 1500 rpm
Main pump	3 variable displacement axial piston pumps
Maximum oil flow (transmission)	2 x 288 L/min
Maximum oil flow (attachment)	1 x 260 L/min

Boom type	Mono boom	Two-piece	HRD21m	HRD24m
				

## Working ranges

Maximum tool weight (including quick coupler)	4000 kg	5000 kg	4000 kg	3000 kg
Maximum reach	12 000 mm	14 500 mm	10 500 mm	13 000 mm
Maximum height	11000 mm	15 000 mm	21 000 mm	24 000 mm

## Dimensions

Undercarriage length	4950 mm			
Overall length (base machine to BQC)	7600 mm			
Undercarriage width with 600 mm shoes	3000 mm to 4300 mm			
Overall transport height front equipment	2550 mm	2150 mm	3200 mm	3350 mm
Transport weight (base machine 43 200 kg)	5630 kg	8000 kg	13 500 kg	11 500 kg

Prior to operating this machine, including the satellite communication system, in a country other than a country of its intended use, it may be necessary to make modifications so that it complies with the local regulatory standards (including safety standards) and legal requirements of that particular country. Please do not export or operate this machine outside the country of its intended use until such compliance has been confirmed. Please contact your Hitachi dealer in case of questions about compliance.

These specifications are subject to change without notice.

Illustrations and photos show the standard models, and may or may not include optional equipment, accessories, and all standard equipment with some differences in colour and features. Before use, read and understand the Operator's Manual for proper operation.